

## DOME310



### Main Features

Frequency	Hz	50
Voltage	V	400
Power factor	cos $\phi$	0.8
Phase		3

### Power Rating

Emergency Standby Power ESP	kVA	310.38
Emergency Standby Power ESP	kW	248.30
Prime power PRP	kVA	274.07
Prime power PRP	kW	219.26

### Ratings definition (ISO-8528)

#### ESP - Emergency Standby Power:

It is the maximum power available during a variable electrical power sequence, under the stated operating conditions, for which a generating set is capable of delivering in the event of a utility power outage or under test conditions for up to 200 h of operation per year with the maintenance intervals and procedures being carried out as prescribed by the manufacturers. The permissible average power output over 24 h of operation shall not exceed 70 % of the ESP.

#### PRP - Prime Power:

It is defined as being the maximum power which a generating set is capable of delivering continuously whilst supplying a variable electrical load when operated for an unlimited number of hours per year under the agreed operating conditions with the maintenance intervals and procedures being carried out as prescribed by the manufacturer. The permissible average power output over 24 h of operation shall not exceed 70 % of the prime power.

## Engine specifications

Engine Brand		Doosan
Model		P126TI
[50Hz] Exhaust emission level		Stage II
Engine cooling system		Water
Nr. of cylinder and disposition		6 in line
Displacement	cm <sup>3</sup>	11051
Aspiration		Turbocharged intercooled
Speed governor		Electronic
Prime gross power PRP	kW	241
Maximum gross power LTP ESP	kW	272
Oil capacity	l	23
Lube oil consumption PRP (max)	%	0.15
Coolant capacity	l	19
Fuel		Diesel
Specific fuel consumption 75% PRP	g/kWh	202.6
Specific fuel consumption PRP	g/kWh	202.5
Starting system		Electric
Starting engine capability	kW	6
Electric circuit	V	24

## ENGINE EQUIPMENT

### Standards

The engine performance corresponds to ISO 3046. Ratings are based on ISO 8528.

### Fuel System

- In-line pump with integrated electromagnetic actuator
- Fuel Filter full flow, cartridge type with water drain valve

### Lubrication System

- Fully forced pressure feed type
- Oil pump Gear type driven by crank- shaft gear
- Oil filter Full flow, cartridge type

### Cooling System

- Water circulation by centrifugal pump on engine
- Cooling method Fresh water forced circulation
- Cooling fan Blower type

## Alternator Specifications

Alternator	Mecc Alte	
Model	ECO38-2LN/4	
Voltage	V	400
Frequency	Hz	50
Power factor	$\cos \phi$	0.8
Poles	4	
Type	Brushless	
Voltage tolerance	%	1
Efficiency @ 75% load	%	94
Class	H	
IP protection	23	




### Mechanical structure

Robust mechanical structure which permits easy access to the connections and components during routine maintenance check-ups.

### Voltage regulator

Voltage regulation with DSR. The digital DSR controls the range of voltage, avoiding any possible trouble that can be made by unskilled personnel. The voltage accuracy is  $\pm 1\%$  in static condition with any power factor and with speed variation between 5% and +30% with reference to the rated speed.



### Windings / Excitation system

Generator stator is wound to 2/3 pitch. This eliminates triplen (3rd, 9th, 15th ...) harmonics on the voltage waveform and is found to be the optimum design for trouble-free supply of non-linear loads. The 2/3 pitch design avoids excessive neutral currents sometimes seen with higher winding pitches. MAUX (Standard): The MAUX MeccAlte Auxiliary Winding is a separate winding within the main stators that feeds the regulator. This winding enables to take an overload of 300% forced current (short circuit maintenance) for 20 seconds. This is ideal for motor starting requirements.

### Insulation / Impregnation

Insulation is of class H standard. Impregnation is made with premium tropicalised epoxy resins by dipping and dripping. High voltage parts are impregnated by vacuum, so the insulation level is always very good. In the high-power models, the stator windings undergo a second insulation process. Grey protection is applied on the main and exciter stator to give enhanced protection.

### Reference standards

Alternator manufactured according to , and complies with , the most common specification such as CEI 2-3, IEC 34-1, EN 60034-1, VDE 0530, BS 4999-5000, CAN/CSA-C22.2 No14-95-No100-95.

## Genset equipment

### BASE FRAME MADE OF WELDED STEEL PROFILE, COMPLETE WITH:

- Anti-vibration mountings properly sized
- Screwed support legs.




### PLASTIC FUEL TANK WITH THE FOLLOWING COMPONENT:

- Filler neck
- Air breather (ventilation pipe)
- Minimum fuel level sensor



### MANUAL OIL DRAININ:

- Oil draining facilities



### ENGINE COMPLETE WITH:

- Battery
- Liquids (no fuel)

### CANOPY:

- Soundproof canopy made up of modular panels, realized with zinc steel as treatment against corrosion and aggressive conditions, properly fixed and sealed allowing a full weatherproof enclosure.
- Easy access to the genset for maintenance purposes thanks to: Wide lateral access doors fixed by stainless steel hinges and provided with plastic lockable handles and internal perforated galvanized steel-sheet; Detachable panels, with screws holes protected by rubber tap.
- Control panel protection door provided with suitable window and lockable handle.
- Lateral air inlet opening properly protected and soundproofed. Exhaust air outlet from the roof, trough wet section protected by proper grid.
- Double lifting points frame structure.



### SOUNDPROOF:

- Noise attenuation thanks to soundproofing material
- Efficient residential silencer placed inside the canopy



### Dimensional data

Length	(L) mm	3951
Width	(W) mm	1438
Height	(H) mm	2085
Dry weight	kg	3105
Fuel tank capacity	l	636
Fuel tank material		Plastic

### Autonomy

Fuel consumption @ 75% PRP	l/h	43.88
Fuel consumption @ 100% PRP	l/h	58.10
Running time 75% PRP	h	14.49
Running time 100% PRP	h	10.95

### Noise level

Guaranteed noise level (LWA)	dB(A)	97
Noise pressure level @ 7 m	dB(A)	68

### Installation data

Total air flow	m <sup>3</sup> /min	421.38
Exhaust gas flow	m <sup>3</sup> /min	42.9
Exhaust gas temperature	°C	560

### Electrical Data

Battery capacity	Ah	155
Max current	A	448.00
Circuit breaker	A	630

### Control panel availability

AUTOMATIC CONTROL PANEL	ACP
MODULAR PARALLEL PANEL	MPP

## ACP - Automatic control panel

Mounted on the genset, complete with digital control unit AC03 for monitoring, control and protection of the generating set, protected through door with lockable handle

### DIGITAL INSTRUMENTATION

- Generating set voltage (3 phases)
- Mains voltage
- Generating set frequency
- Generating set current (3 phases)
- Battery voltage
- Power (kVA - kW - kVAr)
- Power factor Cos  $\phi$
- Hours-counter
- Engine speed r.p.m.
- Fuel level (%)
- Engine temperature (depending on model)

### COMMANDS AND OTHERS

- Four operation modes: OFF - Manual starting - Automatic starting - Automatic test
- Pushbutton for forcing Mains contactor or Genset contactor
- Push-buttons: start/stop, fault reset, up/down/page/enter selection
- Remote starting availability
- DC system disconnection switch
- Acoustic alarm
- Automatic battery charger
- RS232 Communication port
- Settable PASSWORD for protection level

### PROTECTIONS WITH ALARM


- Engine protections: low fuel level, low oil pressure, high engine temperature
- Genset protections: under/over voltage, overload, under/over frequency, starting failure, under/over battery voltage

### PROTECTIONS WITH SHUTDOWN

- Engine protections: low fuel level, low oil pressure, high engine temperature
- Genset protection: under/over voltage, overload, under/over battery voltage, battery charger failure
- Circuit breaker protection: III poles
- Earth Fault included in the control unit

### OTHERS PROTECTIONS

- Emergency stop button
- Panel protected through door with lockable handle



### OUT PUT PANEL ACP

Predisposed for remote control optional:	RCG
External Terminal Board (ETB)	Standard
Socket kit	Optional



## MPP - Modular parallel panel

Mounted on the genset, complete with digital control unit IntelliVision5 for monitoring, control, protection and load sharing for both single and multiple gen-sets operating in standby or parallel modes (up to 32 gen-sets in island).

### DIGITAL INSTRUMENTATION

- Mains: voltage, Intensity, Frequency.
- Mains kW - kVAr -Power factor Cos f.
- Generating set voltage (3 phases).
- Generating set frequency.
- Generating set current (3 phases).
- Generating set Power (kVA - kW - kVAr).
- Generating set Power factor Cos f.
- Generating set kWh and kVAh.
- Battery voltage.
- Hours-counter.
- Engine speed r.p.m.
- Fuel level (%).
- Engine temperature (depending on model).
- Oil pressure (depending on model).

### COMMAND AND OTHERS

- Graphical display 320x240 pixels.
- Operation modes: OFF - AMF function - Single Parallel to mains Island application - Single Parallel to Mains AMF application - Multiple parallel genset Island application.
- Pushbutton for forcing Mains Breaker/contactor or Genset Breaker/contactor.
- Push-buttons: start/stop, fault reset, up/down/page/enter selection.
- Multiple parallel and Power Management operation with digital load AVR sharing.
- Automatic synchronizing and power control (via speed goveroner or ECU)
- Baseload Import/Export and Peak shaving
- Voltage and PF control (AVR).
- Configurable digital I/O (12/12) and analogue inputs (3).
- Integrate PLC programmable functions.
- Event-based history (up to 500records).
- Selectable measurement range 120/277V and 0-1/0-5A.
- Remote starting and Blocking signal availability.
- DC system disconnection switch.
- Acoustic alarm.
- Automatic battery charger.
- 2xRS232/RS485/USB Communication ports.
- Settable PASSWORD for protection level.

### PROTECTION WITH ALARM AND SHUTDOWN

- Engine protections: low fuel level, low oil pressure, high engine temperature.
- Genset protections: under/over voltage, overload, under/over frequency, starting failure, under/over battery voltage
- Others: overcurrent, shortcircuit, reverse power, Earth fault

### OTHERS PROTECTION:

- Circuit breaker protection: IV poles Motorized.
- Emergency stop button.
- Panel protected through door with lochetable handle

### OUT PUT PANEL MPP

Multi-pin connectors (in and out ) for parallel with other generators	n	2
Connecting cable with 2 connectors multipin (length 10m)	n	1
External terminal board		ETB



## Supplements:

To be ordered with equipment (when necessary) :

### CONTROL PANEL SUPPLEMENT

RCG - Various supplements for remote controls - available for models:	ACP MPP
TLP - Various supplements for remote signals - available for models:	ACP MPP
ADI - Adjustable Differential Intensity - available only for models:	ACP
TIF - IV Poles Circuit Breaker instead of III - available for models:	ACP



### Socket kit

Kit SKB or Kit SKC (for total n. 4 socket) - available for model:	ACP
Individual CB and Earth Fault protection	
3P+N+T 400V 63A	n 1
3P+N+T CEE 400V 32A	n 1
230V/16A SCHUKO	n 1
With version SKB:	
3P+N+T CEE 400V 16A	n 1
With version SKC:	
400V/125A 3P+N+T CEE	n 1

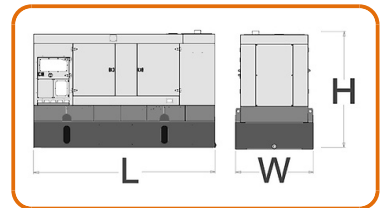


### GENSET EQUIPMENT

LPT - Leak Proof Tray	●
AFP - Automatic Fuel Pump	●
KRT- Kit Rental for HEI gensets which includes: 3-way fuel valve, battery switch	●

### Extended Fuel Tank

Fuel tank capacity	l	2330
Length (Genset)	(L) mm	3976
Width (Genset)	(W) mm	1618
Height (Genset)	(H) mm	2421



### ENGINE SUPPLEMENTS

PHS - Coolant Pre-Heating System	ACP MPP
----------------------------------	---------

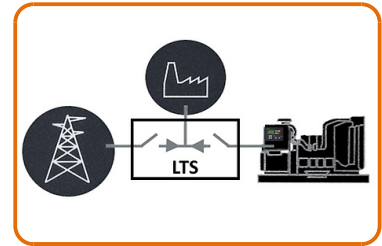


## Accessories

Items available as accessory equipment

### LTS - Load Transfer Switch [Accessories for ACP Automatic Control Panel]

The Load Transfer Switch (LTS) panel operates the power supply changeover between the generator and the Mains in backup applications, guarantying the feeding to the load within a short period of time. It consists of a standalone cabinet which can be installed separate from the generating set. The logic control of the power supply changeover is operated by means of the Automatic Control Panel (ACP) mounted on the generating set, so therefore none logic device is required on the LTS panel.



The information is aligned with the Data file at the time of download.  
Printed on 08/05/2024 (ID 15434)

©2023 | [www.generacinternational.com](http://www.generacinternational.com)

**GENERAC**